


Simple photo widget apk

I'm not robot  reCAPTCHA

Continue

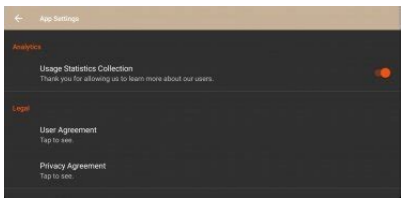






Photo widget ideas. How to use photo widget simple app. Nice simple photo widget apk. Simple photo widget apk mod. How to use photo widget simple. How do i make a widget with a photo. Download apk nice simple photo widget. Is photo widget simple free.

There are several ways to always see our favorite photos on Android, such as: B. by setting them as wallpaper or screensaver, or pinning them to the lock screen... but we can add another option by setting them as widgets. thanks to an app like Simple Photo Widget. This is a tool for setting photos as widgets on our device's home screen. To do this, follow a few simple steps: Step 1: Hold down the button on the home screen for a few seconds. Step 2: Select Widgets and search for the app. Step 3 Drag the widget to the home screen. Step 4 Set the image source. Step 5: Click on the widget for a few seconds to resize it. With this simple process, you can place any photo from the gallery on the Android home screen and create compositions that you can distribute on different pages as you wish. Main features and functions Here are the main features of the application: Three layout options: treemap, uniform or hexagonal. Allows multiple pages on the home screen. Supports manual or automatic page rotation. Animated page change. Adjust aspects like margins. Requirements and additional information: Minimum operating system requirements: Android 4.1. Elies Guzman With a degree in history and later in documentation, I have more than ten years of experience in testing and writing applications: reviews, tutorials, articles, news, tricks and more. Especially on the Android operating system, there have been countless... Sean Mitchell